

Clinical Outcomes in Patients with Acute Hepatic Porphyria Treated with Givosiran Who Stopped Hemin Prophylaxis at Study Entry: Post hoc Analyses from the Phase 3 ENVISION Study Through Month 36

Robert W. Deering, PharmD, PhD¹, Samuel Silver, MD, PhD², Siobán Keel, MD³, Gang Jia, PhD¹

¹Alnylam Pharmaceuticals, Cambridge, MA, USA; ²University of Michigan Medical School, Ann Arbor, MI, USA; ³University of Washington, Seattle, WA, USA

Conclusions

- Givosiran treatment led to substantial reductions in AAR and time to first attack, and to improvement in QOL, in patients with AHP who experience frequent acute attacks, regardless of prior hemin prophylaxis status

- These effects were sustained with ongoing dosing with givosiran through the end of the study
- The most common treatment-related AEs during givosiran treatment were injection-site reactions, nausea, and fatigue

Background

- AHP is a genetic disorder caused by hepatic heme biosynthesis defects, sometimes leading to accumulation of the neurotoxic heme intermediates ALA and PBG^{1,2}
- Givosiran is a subcutaneously administered small interfering RNA against ALAS1 that is taken up by hepatocytes and reduces urinary exosome ALAS1 mRNA as a surrogate to hepatic ALAS1 mRNA
- Givosiran is approved for the treatment of AHP in adults in the United States and in adults and adolescents age ≥12 years in the European Union^{3,4}
- IV hemin is approved to treat acute attacks and is used off-label prophylactically⁵⁻⁷
- Givosiran is a subcutaneously administered small interfering RNA against ALAS1 that is taken up by hepatocytes and reduces urinary exosome ALAS1 mRNA as a surrogate to hepatic ALAS1 mRNA
- Givosiran is approved for the treatment of AHP in adults in the United States and in adults and adolescents age ≥12 years in the European Union^{3,4}
- During the 6-month DB period of the Phase 3, randomized, placebo-controlled ENVISION study (NCT03338816) in people with AHP, givosiran treatment reduced the AAR by 74%, reduced ALA and PBG levels and hemin use, and improved patient-reported QOL assessment scores, compared with placebo¹⁰
- Continued givosiran treatment in the OLE period of ENVISION led to sustained improvement in these measures for up to 36 months¹¹

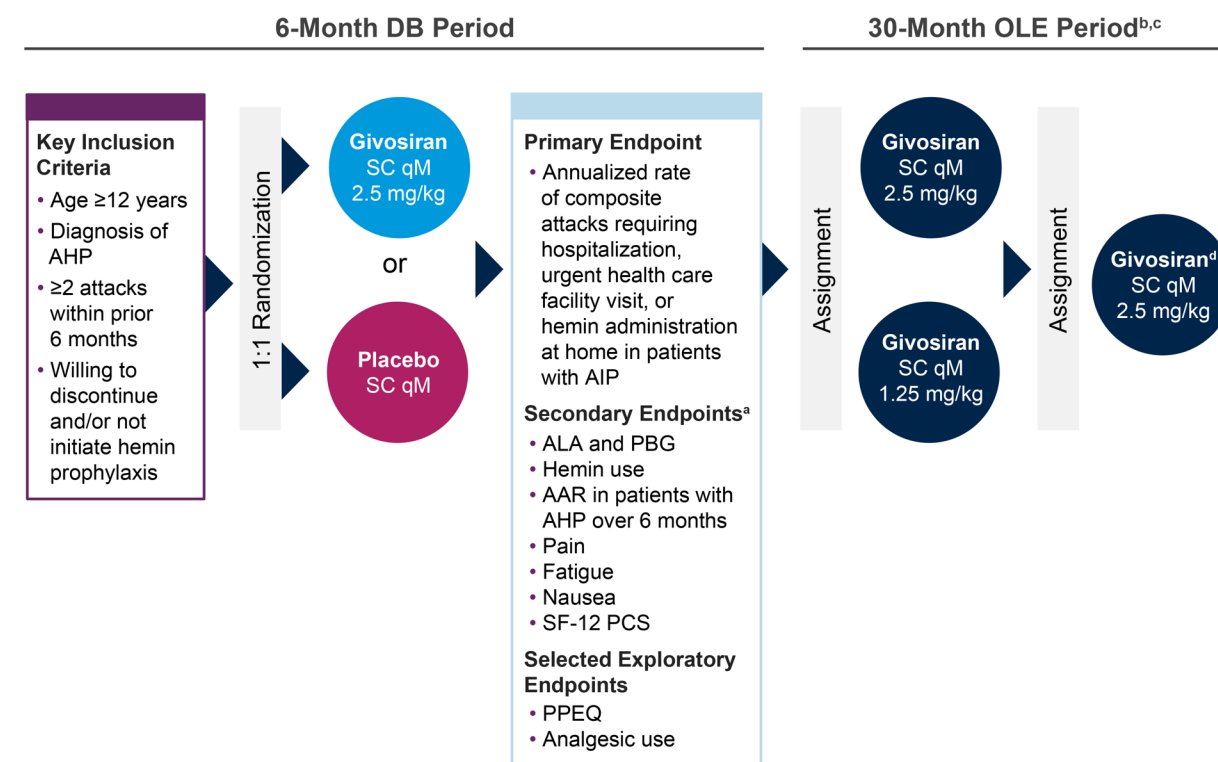
Objective

- To evaluate outcomes in patients with and without prior hemin prophylaxis who were treated with givosiran for up to 36 months in the ENVISION study

Methods

- The ENVISION study design is shown in Figure 1

Figure 1. ENVISION Study Design



*Endpoints in the primary study were evaluated in patients with genetically confirmed AHP (except where noted otherwise) at 6 months; the current post hoc analysis includes study patients with AHP.
 †For the OLE period, all endpoints were exploratory.
 ‡Data for 1.25 and 2.5 mg/kg doses are pooled in all analyses.
 §A protocol amendment (February 12, 2020) increased the dose to 2.5 mg/kg monthly for all patients.

Abbreviations: AAR, annualized attack rate; AE, adverse event; AHP, acute hepatic porphyria; AIP, acute intermittent porphyria; ALA, delta-aminolevulinic acid; ALAS1, delta-aminolevulinic acid synthase 1; BL, baseline; CI, confidence interval; Cr, creatinine; DB, double-blind; IV, intravenous; MCS, mental component summary; NA, not applicable; NE, not estimated; OLE, open-label extension; PBG, porphobilinogen; PCS, physical component summary; PPEQ, Porphyria Patient Experience Questionnaire; qM, once a month; QOL, quality of life; SAE, serious adverse event; SF-12, 12-item Short-Form Health Survey.
 Disclosures: Robert W. Deering and Gang Jia are employed by and own stock and stock options in Alnylam Pharmaceuticals. Samuel Silver received travel and clinical trial support from Alnylam Pharmaceuticals and travel support from the American Porphyria Foundation. Siobán Keel received consulting fees from Disc Medicine.
 Acknowledgments: This study was funded by Alnylam Pharmaceuticals. Medical writing support and editorial support were provided by Peloton Advantage, L.L.C., an OPEN Health company, and funded by Alnylam Pharmaceuticals, in accordance with Good Publication Practice (GPP) guidelines (www.ismpp.org/gpp-2022).
 References: 1. Balwani M, Desnick RJ. *Blood*. 2012;120(23):4496-4504. 2. Puy H, et al. *Am J Hum Genet*. 1997;60(6):1373-1383. 3. Gouya L, et al. *Hepatology*. 2020;71(5):1546-1558. 4. Pischik E, Kauppinen R. *Appl Clin Genet*. 2015;8:201-214. 5. Panhematin [package insert]. Lebanon, NJ: Recordati Rare Diseases Inc; 2017. 6. Normosung [summary of product characteristics]. Bracknell, Berkshire: Recordati Rare Diseases UK Ltd; 2019. 7. Marsden T, et al. *JMO Rep*. 2015;22:57-65. 8. Givlarin [package insert]. Cambridge, MA: Alnylam Pharmaceuticals; 2021. 9. Givlarin [summary of product characteristics]. 2021. https://www.ema.europa.eu/en/documents/product-information/givlarin-epar-product-information_en.pdf. Accessed February 7, 2023. 10. Balwani M, et al. *N Engl J Med*. 2020;382(4):2289-2301. 11. Kuter DJ, et al. Abstract presented at: Annual Meeting and Exposition of the American Society of Hematology; December 13, 2021; Atlanta, GA. Abstract 3069.

Results

- Ninety-four patients with AHP were enrolled at 36 sites in 18 countries
- Ninety-three patients completed the DB period and entered the OLE period
- Median (range) duration of historical hemin use was 5.0 (1–33) years
- Baseline characteristics were generally balanced between groups (Table 1)

Table 1. Baseline Demographics and Clinical Characteristics of Patients with AHP in ENVISION

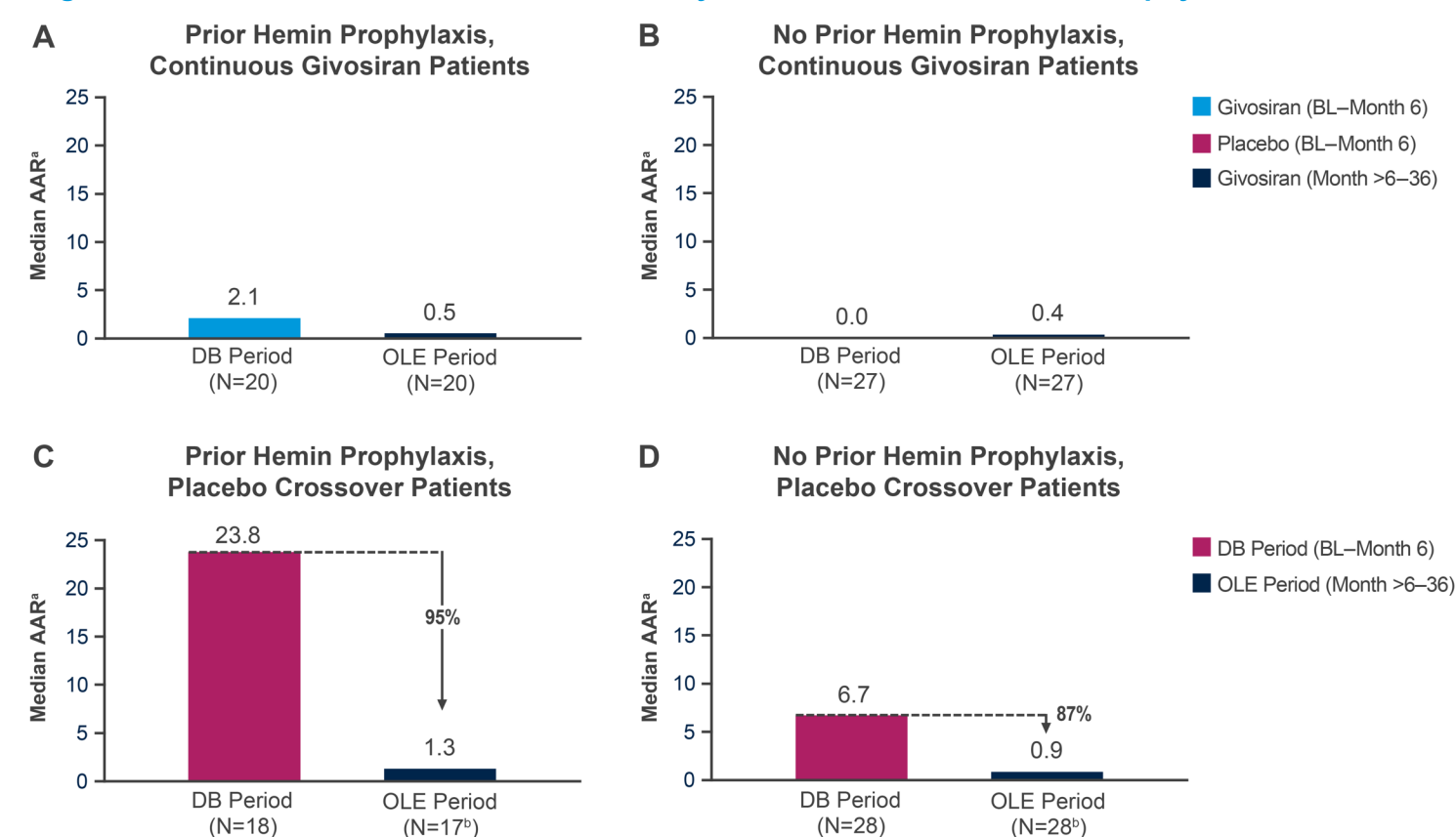
Characteristic	Prior Hemin Prophylaxis		No Prior Hemin Prophylaxis	
	Placebo (n=18)	Givosiran (n=20)	Placebo (n=28)	Givosiran (n=28)
Age at diagnosis, years, median (range)	29.6 (17–44)	32.4 (16–48)	28.0 (18–51)	28.1 (5–58)
Region, n (%)				
Europe	8 (44)	7 (35)	11 (39)	16 (57)
North America	8 (44)	9 (45)	10 (28)	7 (28)
Other	2 (11)	4 (20)	7 (25)	5 (28)
Years since diagnosis, median (range)	7.08 (0.7–38.5)	6.56 (0.2–35.3)	4.06 (0.1–25.0)	7.20 (0.4–43.3)
Historical AAR, ^a median (range)	9.0 (4–38)	9.0 (4–32)	6.0 (0–46)	8.0 (4–34)
Prior chronic symptoms, ^b n (%)	9 (50)	7 (35)	17 (61)	16 (57)
Prior chronic opioid use, ^c n (%)	6 (33)	8 (40)	7 (25)	6 (21)
Historical hemin prophylaxis, ^d years, median (range)	4.5 (1–14)	5.0 (1–33)	0 (NA)	0 (NA)
Current or prior central venous catheter use, n (%)	16 (89)	17 (85)	16 (57)	18 (64)
Complications related to central venous access, n (%)	8 (44)	7 (35)	8 (29)	8 (29)
Diagnosed iron overload, n (%)	11 (61)	10 (50)	4 (14)	6 (21)

^aComposite porphyria attacks are attacks requiring hospitalization, an urgent health care facility visit, or IV hemin treatment at home during the 6 months before randomization.
^bSymptoms were chronic if patients experienced symptoms daily or on most days when not having an attack and were reported by investigators.
^cOpioid use was defined as chronic if patients reported taking opioids for porphyria daily or on most days when not having an attack.
^dYes/no; hemin prophylaxis regimen not specified.

Attacks

- During the OLE period, continued givosiran treatment led to a sustained reduction in median AAR in the continuous givosiran group, regardless of prior hemin prophylaxis status (Figure 2A, 2B). In the placebo crossover group as well, median AAR decreased during the OLE period, regardless of prior hemin prophylaxis status (Figure 2C, 2D)

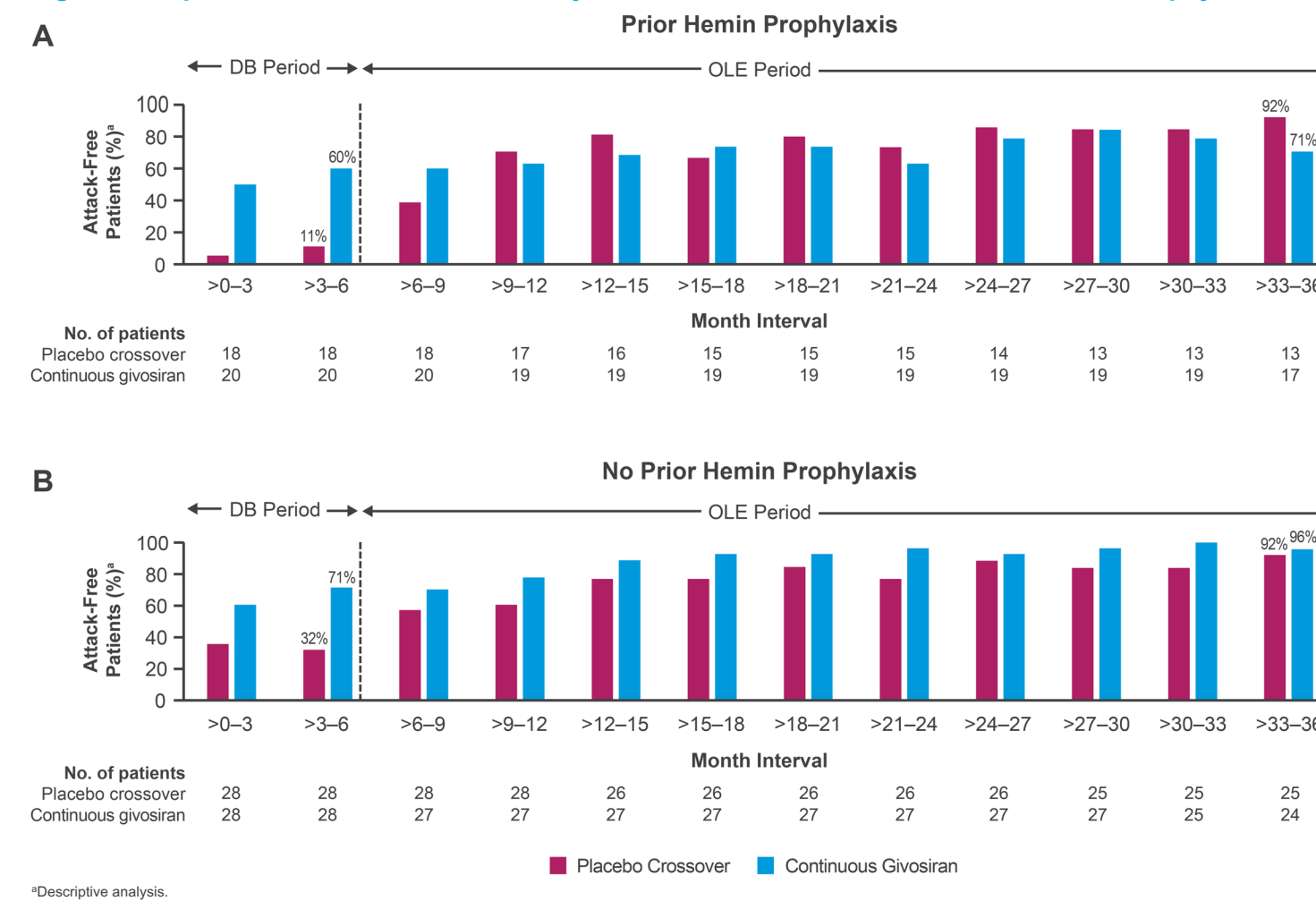
Figure 2. Median AAR for DB and OLE Periods, by Treatment and Prior Hemin Prophylaxis Status



*Descriptive analysis.
 †One patient with <85 days' follow-up after taking givosiran was excluded from descriptive summaries.

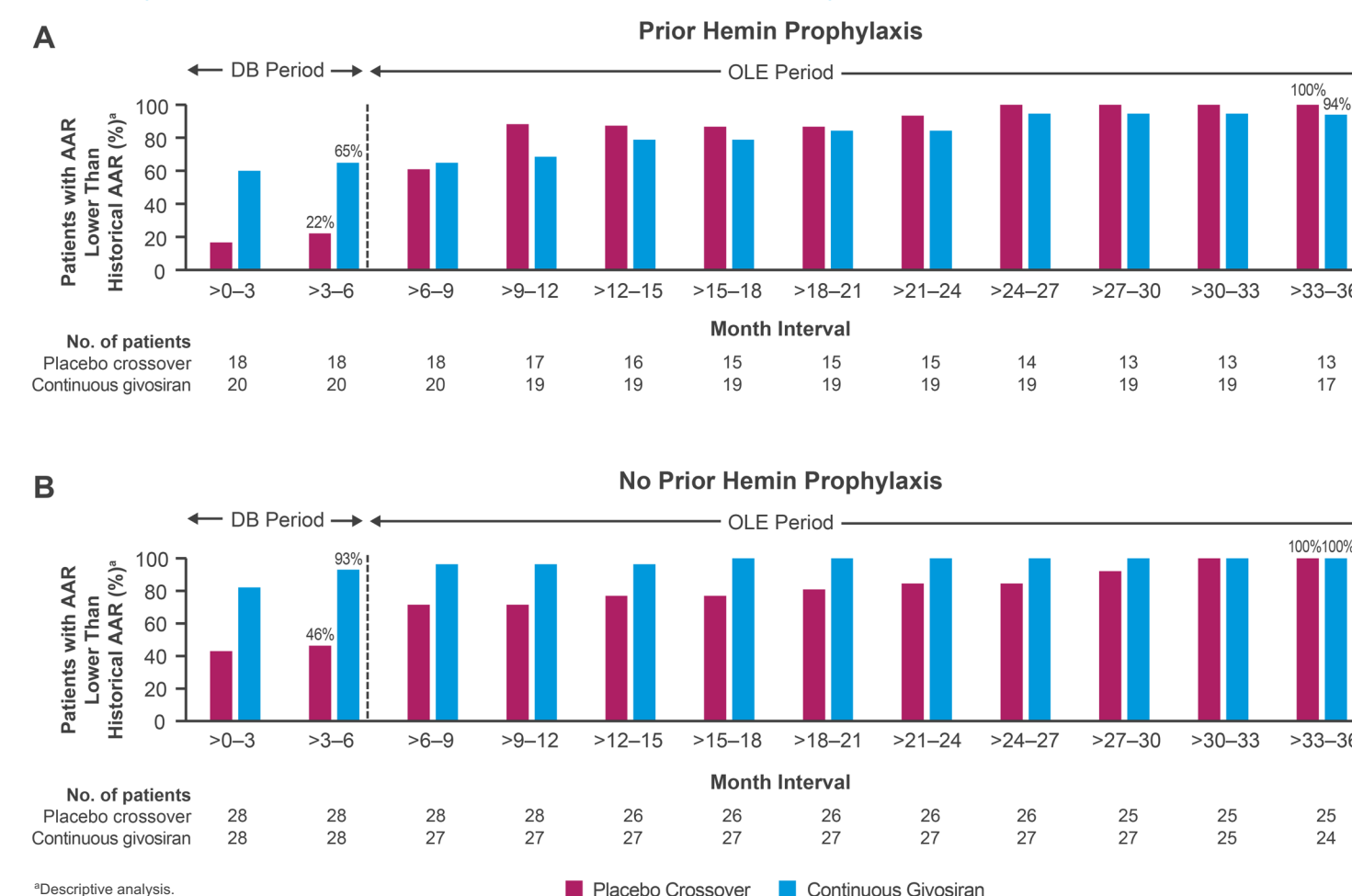
- The proportion of attack-free patients increased from the DB period through the OLE period, regardless of prior hemin prophylaxis status (Figure 3)

Figure 3. Proportion of Attack-Free Patients, by 3-Month Interval, Treatment, and Prior Hemin Prophylaxis Status



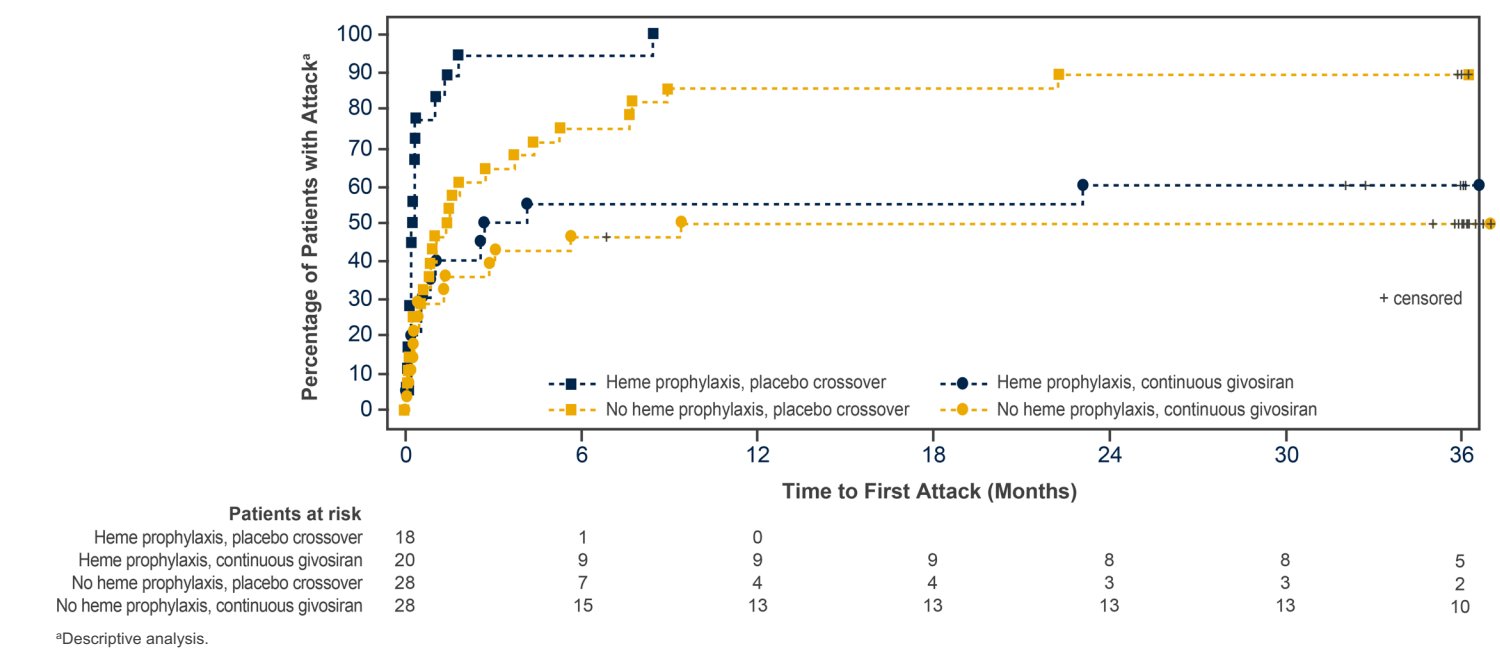
- The proportion of patients whose AAR was lower than the historical AAR and remained lower increased from the DB period through the OLE period, regardless of prior hemin prophylaxis status (Figure 4)

Figure 4. Proportion of Patients with an AAR That Was Lower Than the Historical AAR and Remained Lower, by 3-Month Interval, Treatment, and Prior Hemin Prophylaxis Status



- Estimated median (95% CI) time to first attack (50% quartile; Figure 5) was:
 - Prior hemin prophylaxis, placebo crossover: 7.5 (5, 10) days
 - Prior hemin prophylaxis, continuous givosiran: 95.5 (8, NE) days
 - No prior hemin prophylaxis, placebo crossover: 41.5 (18, 104) days
 - No prior hemin prophylaxis, continuous givosiran: 264 (37, NE) days

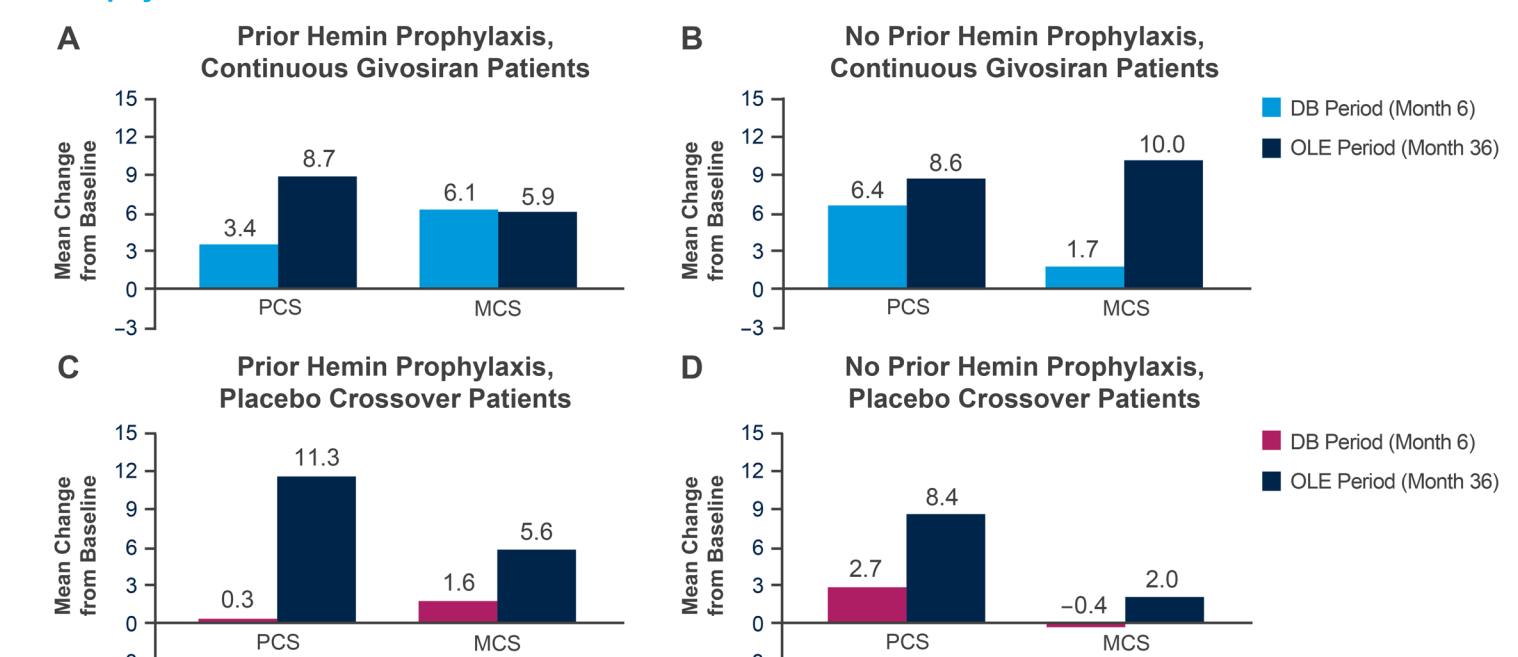
Figure 5. Time to First Attack, by Treatment and Prior Hemin Prophylaxis Status



QOL

- Improvements were seen in mean SF-12 component summary (PCS and MCS) scores from baseline to the end of the DB period (Month 6) and the end of the OLE period (Month 36), in both treatment groups, regardless of prior hemin prophylaxis status (Figure 6)

Figure 6. Mean Change from Baseline in SF-12 Summaries (PCS, MCS), by Treatment and Prior Hemin Prophylaxis Status



Safety

- AEs were reported by 97% of patients overall (Table 2)
- The most common treatment-related AEs (>10%) during givosiran treatment were injection-site reactions (32%), nausea (21%), and fatigue (14%)

Table 2. Safety Overview in Patients with AHP During Givosiran Treatment*

Patients with ≥1 Event, n (%)	Placebo Crossover (n=46)	Continuous Givosiran (n=48)	All Givosiran (N=94)
AE	44 (96)	47 (98)	91 (97)
SAE [†]	17 (37)	20 (42)	37 (39)
Severe AE	18 (39)	17 (35)	35 (37)
AE leading to treatment discontinuation	4 (9)	2 (4)	6 (6)
AE leading to study withdrawal	2 (4)	2 (4)	4 (4)
Death	0	1 (2)	1 (1)

*Safety data from first dose of givosiran to completion of study (May 31, 2021).
 †A continuous givosiran patient's SAE of abnormal liver function test, which led to treatment discontinuation during the DB period, was previously reported.